



apple_trial results_bitter pit reduction



2017
2018

Hudson Valley, New York State

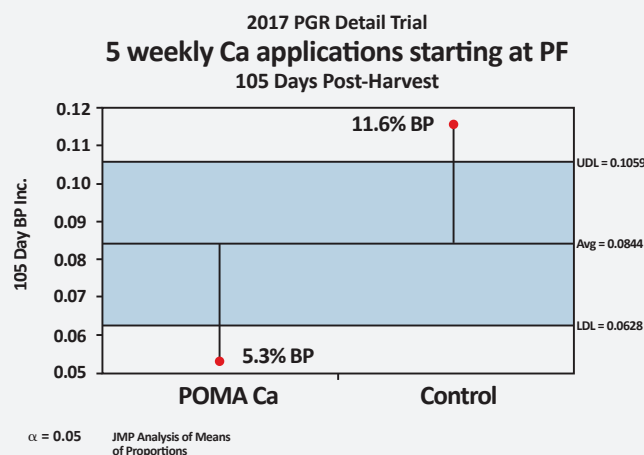
The Value of Early Season Calcium Applications

- Our research conducted in the Hudson Valley for 2017 and 2018 has shown that Póma 6% calcium chelate when applied in five weekly applications at 1.9 L/acre starting at petal fall to mature tall-spindle trees suppressed BP 54% in 2017 and 42% in 2018.
- The objective of this replicated research was “proof of concept”, that applications of foliar calcium early, during the cell division phase of fruit development, might be an efficient timing for BP suppression. Póma was the only material evaluated, future research may include other calcium formulations, but for now I have no other recommended materials.

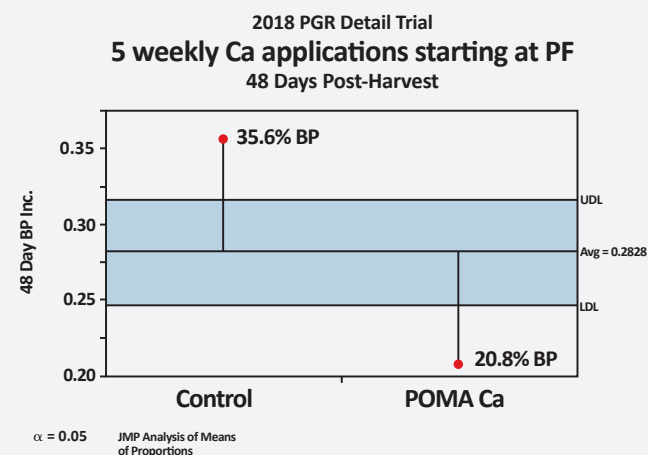
Excerpt from *Tree Fruit News*, March 2019, vol. 7, issue 1

Recent research on the use of calcium sprays to suppress bitter pit in Honeycrisp

by **D. J. Donahue**, Cornell Cooperative Extension



- In 2017, after 105 days in regular storage, **Póma** showed a **significant 54% bitter pit reduction**



- In 2018, after 48 days in regular storage, **Póma** showed a **32% reduction in bitter pit**

Source: **Cornell Cooperative Extension**

Feel free to contact us to discuss your needs: we are confident that we will find productive solutions to them.

FOR MORE INFORMATION email info@agro-100.com toll free 1 866 770.8887

www.agro-100.com

// Apples + Agro-100
a synergy for growth



apple_trial results_sellable bushels



Poma
6-0-0 with 6% Ca
FOLIAR NUTRIENT

Hudson Valley, New York State

Trial Objective

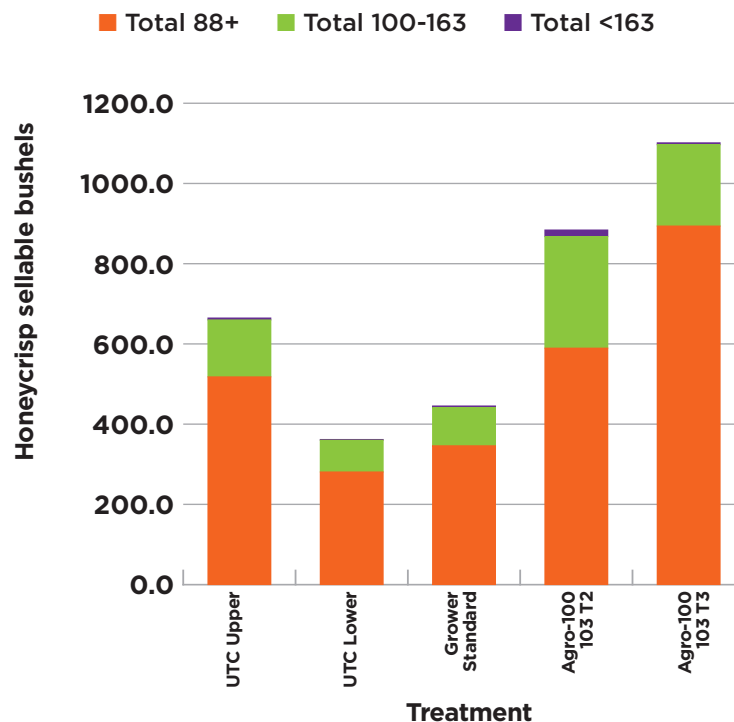
To evaluate if Poma, as an early application of foliar calcium, during the cell division phase of fruit development, might be an efficient timing for BP suppression.

Method

Replicated research. Poma 6% calcium chelate was applied in five weekly applications at 1.9 L/acre starting at petal fall to mature tall-spindle trees.

2018

Honeycrisp sellable results



summary results

2018 Honeycrisp sellable results

Average of untreated (UTC) results vs Agro-100's T2 and T3 programs

- Agro-100's **T2 program** increased sellable bushels per acre by **+370.8 sellable bushels per acre** (a **72.3% increase vs UTC**)
- Agro-100's **T3 program** increased sellable bushels per acre by **+588.2 sellable bushels per acre** (a **115% increase vs UTC**)
- In 2017, in a similar trial, the Agro-100 program increased average bushels per acre by **+177 bushels per acre** (a **23% increase vs UTC**)

Agro-100 T2 treatment incorporated the following Agro-100 products according to apple growth stages: Agro-Start, Agro-Zn, Agro-B, Agro-Mag, Agro-Moly, Kali-T and Poma.

Agro-100 T3 treatment incorporated the following Agro-100 products according to apple growth stages: Poma and Kali-T (as a finisher to improve fruit coloration).

Source: Cornell Cooperative Extension

Feel free to contact us to discuss your needs: we are confident that we will find productive solutions to them.

FOR MORE INFORMATION email info@agro-100.com toll free 1 866 770.8887

www.agro-100.com

// Apples + Agro-100
a synergy for growth



apple_trial results_money made



Póma
6-0-0 with 6% Ca
FOLIAR NUTRIENT

Hudson Valley, New York State

Trial Objective

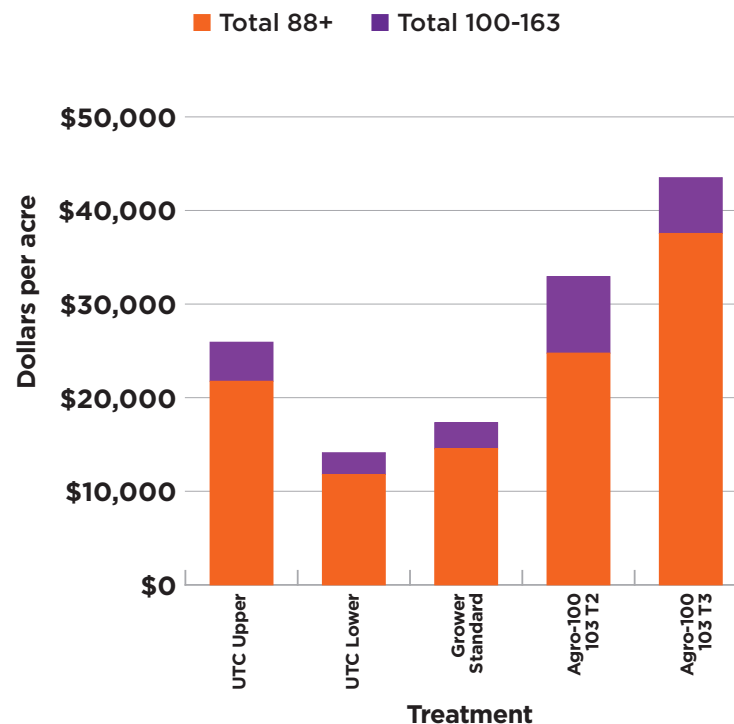
To evaluate if Póma, as an early application of foliar calcium, during the cell division phase of fruit development, might be an efficient timing for BP suppression.

Method

Replicated research. Póma 6% calcium chelate was applied in five weekly applications at 1.9 L/acre starting at petal fall to mature tall-spindle trees.

2018

Honeycrisp overall money made



summary results

2018 Honeycrisp overall money made

Average of untreated (UTC) results vs Agro-100's T2 and T3 programs

- Agro-100's **T2 program** increased the overall money made by **+\$12,911.50 dollars per acre** (a **64.5% increase vs UTC**)
- Agro-100's **T3 program** increased the overall money made by **+\$23,483.13 dollars per acre** (a **117% increase vs UTC**)
- In 2017, in a similar trial, the Agro-100 program gained **\$2,743 per acre vs UTC**

Agro-100 T2 treatment incorporated the following Agro-100 products according to apple growth stages: Agro-Start, Agro-Zn, Agro-B, Agro-Mag, Agro-Moly, Kali-T and Póma.

Agro-100 T3 treatment incorporated the following Agro-100 products according to apple growth stages: Póma and Kali-T (as a finisher to improve fruit coloration).

Source: **Cornell Cooperative Extension**

Feel free to contact us to discuss your needs: we are confident that we will find productive solutions to them.

FOR MORE INFORMATION email info@agro-100.com toll free 1 866 770.8887

www.agro-100.com

// Apples + Agro-100
a synergy for growth



apple_trial results_defects



Póma
6-0-0 with 6% Ca
FOLIAR NUTRIENT

Hudson Valley, New York State

Trial Objective

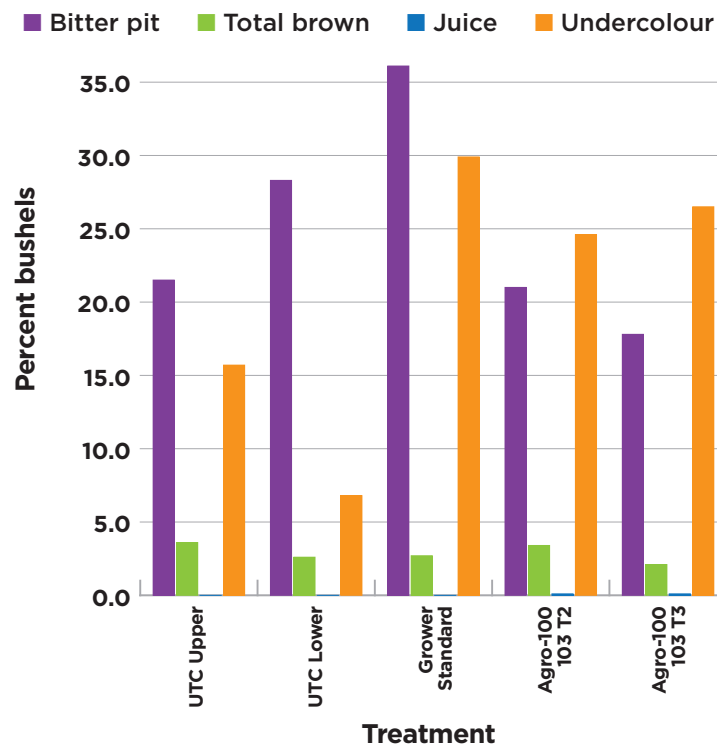
To evaluate if Póma, as an early application of foliar calcium, during the cell division phase of fruit development, might be an efficient timing for BP suppression.

Method

Replicated research. Póma 6% calcium chelate was applied in five weekly applications at 1.9 L/acre starting at petal fall to mature tall-spindle trees.

2018

Honeycrisp breakdown of defects



summary results

2018 Honeycrisp breakdown of defects

Average of untreated (UTC) results vs Agro-100's T2 and T3 programs

- Agro-100's **T2 program** reduced the incidence of bitter pit by 3.9% vs UTC
- Agro-100's **T3 program** reduced the incidence of bitter pit by 7.1% vs UTC
- In 2017, in a similar trial, the Agro-100 program reduced bitter pit by 26% at harvest and through storage of Honeycrisp in upstate NY vs UTC

Agro-100 T2 treatment incorporated the following Agro-100 products according to apple growth stages: Agro-Start, Agro-Zn, Agro-B, Agro-Mag, Agro-Moly, Kali-T and Póma.

Agro-100 T3 treatment incorporated the following Agro-100 products according to apple growth stages: Póma and Kali-T (as a finisher to improve fruit coloration).

Source: Cornell Cooperative Extension

Feel free to contact us to discuss your needs: we are confident that we will find productive solutions to them.

FOR MORE INFORMATION email info@agro-100.com toll free 1 866 770.8887

www.agro-100.com

// Apples + Agro-100
a synergy for growth



apple_trial results_explanations



2018

Explanations for claims in 2018 data results

Hudson Valley, New York State

- Trial work was conducted on the largest commercial farm in the North East, performed as a large scale demo trial treating 0.6 acres per treatment. Trial applications were applied by the grower and overseen by an independent research company. The trial was conducted on Honeycrisp apples, which have one of the highest prices per pack box than other apples, \$29.4 per 163-100 count with greater than 60% color with acceptable defects and \$42 for >88 count size with more than 60% color with acceptable defects. Compared to Gala which prices are drastically different than Honeycrisp. Gala prices per pack box, \$10 per 163-100 count with greater than 60% color with acceptable defects and \$20 for >88 count size with more than 60% color with acceptable defects. These were the prices at the time of when the trial was being conducted.
- The trial work was done on a farm with a large number of trees per acre (2150 trees per acre) on other progressive apple farms, trees per acre range mostly between 1100-1450 on newer planting. With having 2150 trees per acre, 1 fruit per tree = 20 bushels per acre. So if a program can set a higher average number of fruit per tree it can greatly effect the overall bushels per acre. Which can have a large impact on profitability.
- Fruit was harvested at the same times as the grower was harvesting, fruit was also picked at the same quality parameters. Sample size was 20 bushels, with recording the number of trees it took to fill the 20 bushels of fruit at the same fruit quality parameters as the grower. That fruit was then run over a commercial packing line using an electronic eye sorter rating quantity, color, size and defects at the same parameters as used to sell commercially.
- That information was then taken and multiplied out to know what the per acre picture would look like.

Source: **Cornell Cooperative Extension**

Feel free to contact us to discuss your needs: we are confident that we will find productive solutions to them.

FOR MORE INFORMATION email info@agro-100.com toll free 1 866 770.8887

www.agro-100.com

// Apples + Agro-100
a synergy for growth



apple_trial results_bitter pit



Póma
6-0-0 with 6% Ca
FOLIAR NUTRIENT

Rougemont, Québec

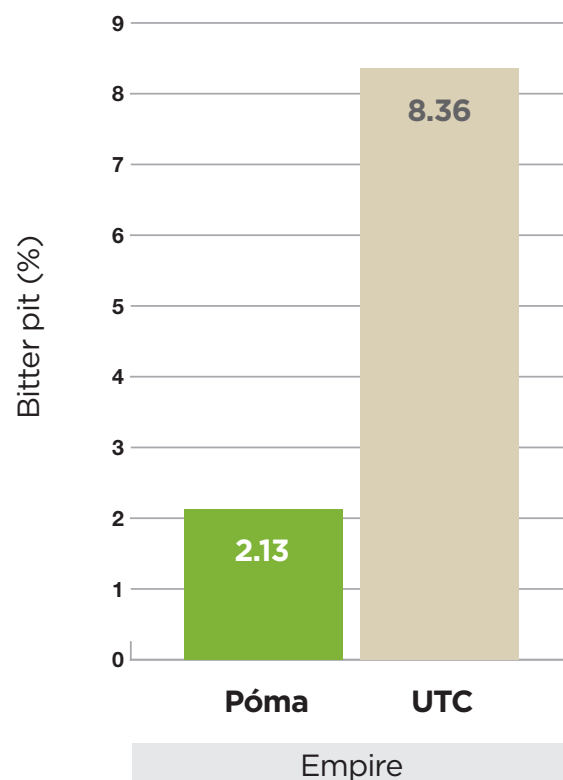
Trial Objective

To compare the efficacy of Póma vs untreated check on the incidence of bitter pit.

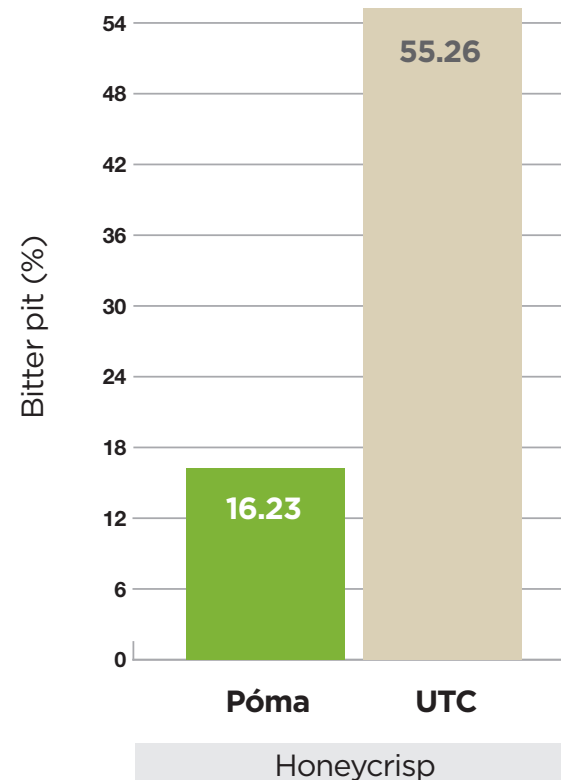
Method

Dosage of Póma 6% calcium chelate was determined by amount of calcium applied by producer. Treatments were applied in a 500 L/ha water volume using a conventional sprayer. Bitter pit was evaluated following a period of 5 months in storage.

2014



2014



Feel free to contact us to discuss your needs: we are confident that we will find productive solutions to them.

FOR MORE INFORMATION email info@agro-100.com toll free 1 866 770.8887

www.agro-100.com

// Apples + Agro-100
a synergy for growth



apple_trial results_bitter pit



Póma
6-0-0 with 6% Ca
FOLIAR NUTRIENT

Frelighsburg, Québec

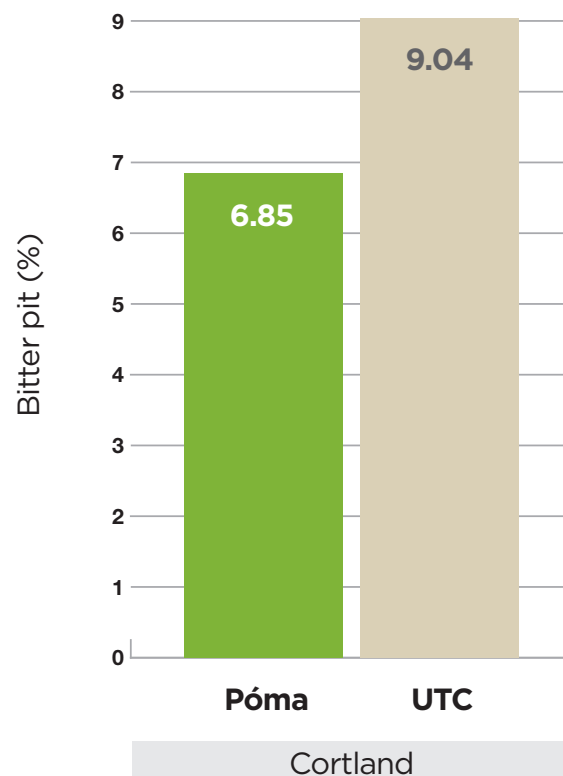
Trial Objective

To compare the efficacy of Póma vs untreated check on the incidence of bitter pit.

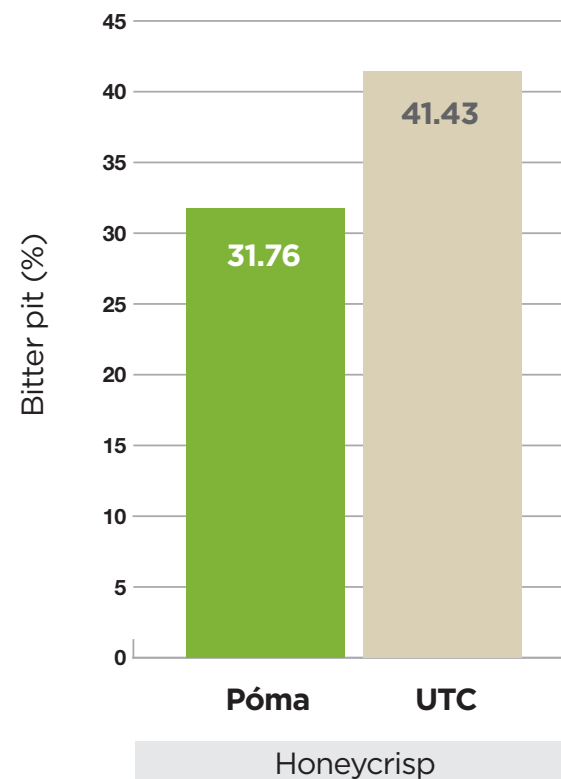
Method

Dosage of Póma 6% calcium chelate was determined by amount of calcium applied by producer. Treatments were applied in a 500 L/ha water volume using a conventional sprayer. Bitter pit was evaluated following a period of 5 months in storage.

2014



2014



Feel free to contact us to discuss your needs: we are confident that we will find productive solutions to them.

FOR MORE INFORMATION email info@agro-100.com toll free 1 866 770.8887

www.agro-100.com

// Apples + Agro-100
a synergy for growth



apple_trial results_bitter pit



Póma
6-0-0 with 6% Ca
FOLIAR NUTRIENT

Frelighsburg, Québec

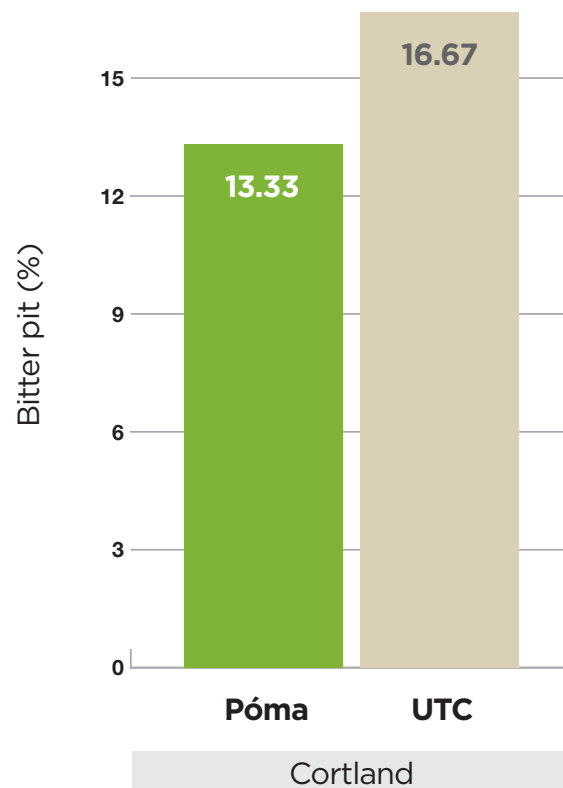
Trial Objective

To compare the efficacy of Póma vs untreated check on the incidence of bitter pit.

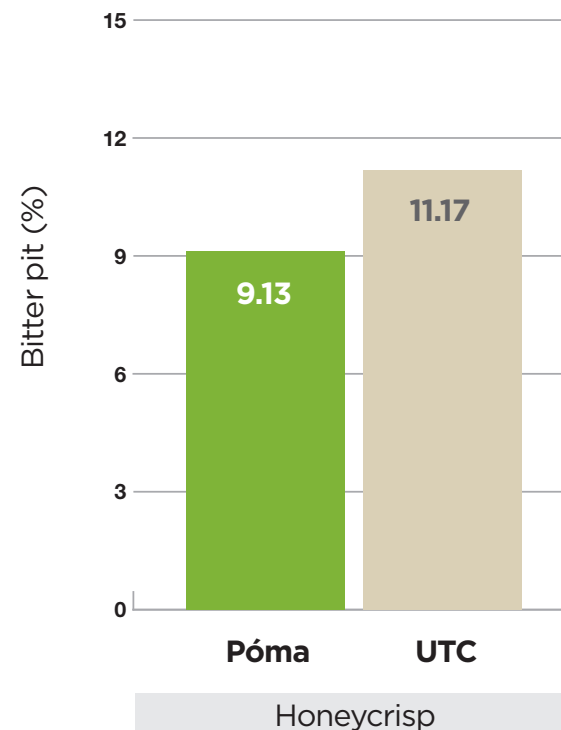
Method

Dosage of Póma 6% calcium chelate was determined by amount of calcium applied by producer. Treatments were applied in a 500 L/ha water volume using a conventional sprayer. Bitter pit was evaluated following a period of 5 months in storage.

2013



2013



Feel free to contact us to discuss your needs: we are confident that we will find productive solutions to them.

FOR MORE INFORMATION email info@agro-100.com toll free 1 866 770.8887

www.agro-100.com

// Apples + Agro-100
a synergy for growth



apple_trial results_bitter pit



Póma
6-0-0 with 6% Ca
FOLIAR NUTRIENT

Saint-Paul-d'Abbotsford, Québec

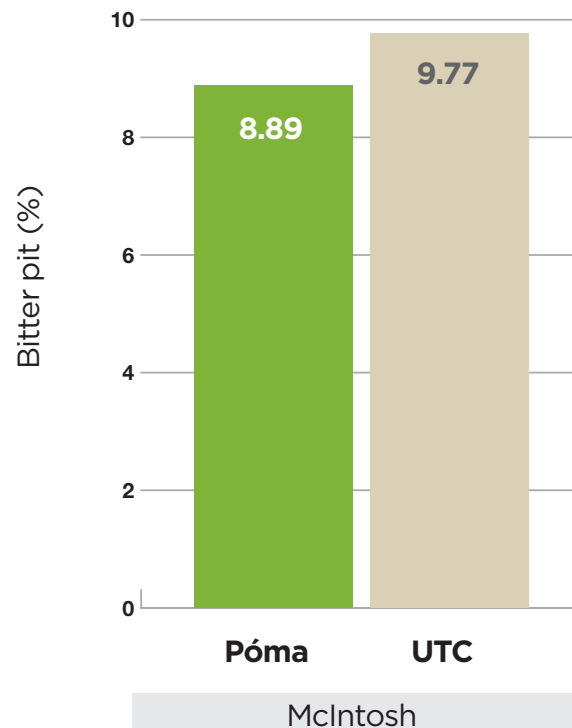
Trial Objective

To compare the efficacy of Póma vs untreated check on the incidence of bitter pit.

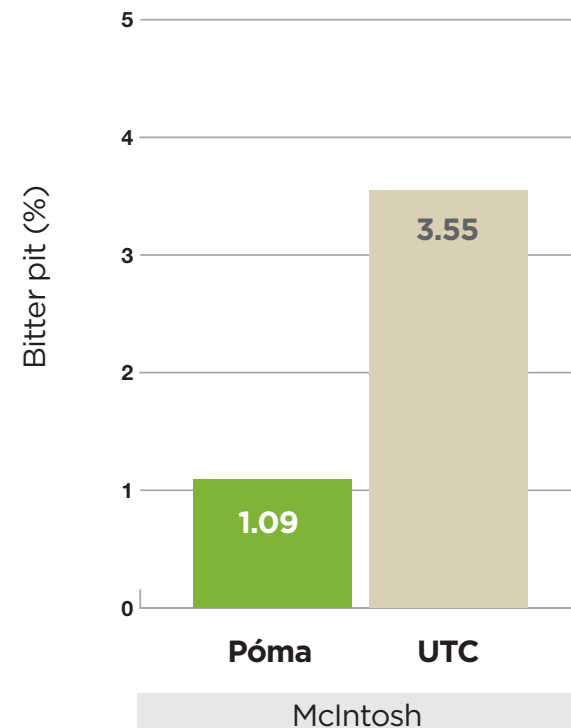
Method

Dosage of Póma 6% calcium chelate was determined by amount of calcium applied by producer. Treatments were applied in a 500 L/ha water volume using a conventional sprayer. Bitter pit was evaluated following a period of 5 months in storage.

2013



2014



Feel free to contact us to discuss your needs: we are confident that we will find productive solutions to them.

FOR MORE INFORMATION email info@agro-100.com toll free 1 866 770.8887

www.agro-100.com

// Apples + Agro-100
a synergy for growth